

# London Investment Markets – Education Hub



London Investment Markets

LIM is the exclusive, institutional-grade trading platform providing a definitive edge for CFD traders in Forex, Crypto, Equities, Indices, and Commodities.



## London Investment Markets – News & Markets

LIM keeps you informed with the latest financial news, market analysis, and economic events that move global markets.

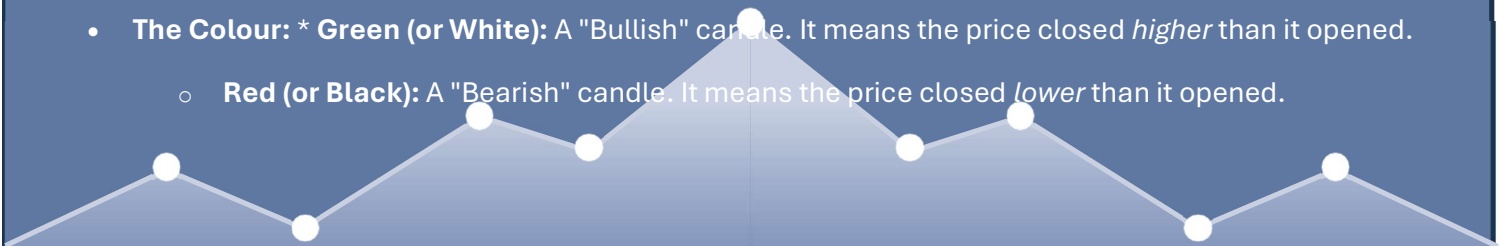
### Explained: Candlesticks

In technical analysis, **candlesticks** are the primary way traders visualize price action. While a standard line chart only shows the "closing" price, a candlestick tells a story by showing four distinct data points for a specific period (e.g., 1 minute, 1 hour, or 1 day).

#### The Anatomy of a Candlestick

Every candle consists of three main parts:

- **The Real Body:** The thick, coloured part of the candle. It represents the range between the **Opening** price and the **Closing** price.
- **The Wicks (Shadows):** The thin lines extending above and below the body.
  - The **Upper Wick** represents the highest price reached during that period.
  - The **Lower Wick** represents the lowest price reached.
- **The Colour:** \* **Green (or White):** A "Bullish" candle. It means the price closed *higher* than it opened.
  - **Red (or Black):** A "Bearish" candle. It means the price closed *lower* than it opened.



## How to Read the Story

Candlesticks allow you to gauge market sentiment at a glance. The relationship between the body and the wicks tells you who is winning the "war" between buyers and sellers.

- **Long Green Body:** Strong buying pressure. Buyers were in control from the start to the finish.
- **Long Red Body:** Strong selling pressure. Sellers dominated the session.
- **Long Wicks, Small Body:** Indecision. This shows that the price moved significantly during the session, but the buyers and sellers eventually fought back to a "stalemate" near the opening price.


## Common Candlestick Patterns

- Traders often look for specific "shapes" that historically predict where the price might go next.

### The Hammer (Reversal Signal)

- A Hammer has a small body at the top and a long lower wick. It usually appears at the end of a downtrend. It suggests that while sellers tried to push the price lower, buyers stepped in with enough force to push it back up.

# HAMMER CANDLESTICK PATTERN



### The Doji (Indecision)


A Doji has almost no body—the open and close are nearly identical. It looks like a cross. This signifies a total balance between supply and demand, often acting as a "warning" that the current trend is losing steam.

## Engulfing Patterns

- **Bullish Engulfing:** A small red candle followed by a much larger green candle that completely "swallows" the previous one. This signals a strong shift toward buying.
- **Bearish Engulfing:** A small green candle followed by a large red candle. This suggests sellers have taken control.

# Engulfing

Bullish Engulfing



Bearish Engulfing



## Pro Tip: Context is Everything

A single candlestick is rarely enough to base a trade on. Professionals look for candles that appear at **Support or Resistance** levels. For example, a "Hammer" is much more powerful if it occurs right at a price level where the market has bounced before.

# Why Choose LIM

## Institutional-Grade Trading

Access the same trading tools and conditions previously available only to large financial institutions.



### Regulation

London Investment markets Limited is registered in the Marshall islands, Registered Number: 134064. Senior management is comprised of UK qualified Head of Compliance as well as English qualified lawyers who manage the firm to the highest standards of regulatory compliance.



### Client Money Protection

Client money is segregated into a dedicated client money account.



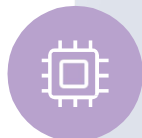
### Corporate Governance

The firm is managed by a UK qualified Head of Compliance as well as English qualified lawyers. All procedures at LIM are drafted by market leading professionals.



### Liquidity from Large Financial Institutions

Sophisticated technology allows us to provide wholesale interbank prices, historically available only to large financial institutions and corporations.



### No Dealing Desk execution

All trades are executed by systems without human interventions.



### Secure

Your data is protected by enterprise-grade encryption.